





Doubles Women Final

Average score: 236.75 Average score per game: G1
236.75

Place	Country	Team	Player	G1	Total	Avg	Diff
1.		U.S.A. 1	McEwan, Danielle	247	247	247.00	
			Kulick, Kelly	239	239	239.00	
				486	486	243.00	0
2.		Korea 2	Son, Hyerin	204	204	204.00	
			Jeon, Eunhee	257	257	257.00	
				461	461	230.50	-25



Doubles Women Semi Final

Average score: 216.25 Average score per game: G1
216.25

Place	Country	Team	Player	G1	Total	Avg	Diff
1.		U.S.A. 1	McEwan, Danielle	205	205	205.00	
			Kulick, Kelly	248	248	248.00	
				453	453	226.50	0
2.		Singapore 3	Tan, Cherie	228	228	228.00	
			Ng, Shayna	184	184	184.00	
				412	412	206.00	-41

Doubles Women Semi Final 2

Average score: 216.50 Average score per game: G1
216.50

Place	Country	Team	Player	G1	Total	Avg	Diff
1.		Korea 2	Son, Hyerin	220	220	220.00	
			Jeon, Eunhee	224	224	224.00	
				444	444	222.00	0
2.		Denmark 1	Jensen, Mai Ginge	246	246	246.00	
			Brøndsted, Britt	176	176	176.00	
				422	422	211.00	-22

Lane pattern category: Short
















Lane pattern: WTBA Los Angeles 36 feet

Qualification Results for Doubles - Women

Place	Country	Team	G1	G2	G3	G4	G5	G6	Total	Avg	Diff
1.		USA U.S.A. 1	485	485	453	433	505	482	2843	236.92	0
		McEwan, Danielle	227	238	227	232	247	235	1406	234.33	
		Kulick, Kelly	258	247	226	201	258	247	1437	239.50	
2.		DEN Denmark 1	475	477	378	457	513	512	2812	234.33	-31
		Jensen, Mai Ginge	218	233	185	233	255	233	1357	226.17	
		Brøndsted, Britt	257	244	193	224	258	279	1455	242.50	
3.		KOR Korea 2	461	455	490	486	443	449	2784	232.00	-59
		Son, Hyerin	216	276	278	224	213	203	1410	235.00	
		Jeon, Eunhee	245	179	212	262	230	246	1374	229.00	
4.		SIN Singapore 3	450	496	484	436	458	451	2775	231.25	-68
		Tan, Cherie	235	238	235	212	244	234	1398	233.00	
		Ng, Shayna	215	258	249	224	214	217	1377	229.50	
5.		MAS Malaysia 2	469	438	481	403	546	437	2774	231.17	-69
		Chin, Victoria	235	224	243	195	279	222	1398	233.00	
		Koh, Sharon	234	214	238	208	267	215	1376	229.33	
6.		GER Germany 2	432	459	479	515	351	493	2729	227.42	-114
		Geissler, Nadine	218	202	230	279	182	246	1357	226.17	
		Pöppler, Birgit	214	257	249	236	169	247	1372	228.67	
7.		SWE Sweden 3	449	382	505	427	468	495	2726	227.17	-117
		Persson Planefors, Joline	246	205	279	238	215	238	1421	236.83	
		Flack, Nina	203	177	226	189	253	257	1305	217.50	
8.		MAS Malaysia 1	503	407	477	446	485	375	2693	224.42	-150
		Roslan, Natasha	258	194	248	211	206	176	1293	215.50	
		Sin, Li Jane	245	213	229	235	279	199	1400	233.33	
9.		UKR Ukraine 2	388	446	464	453	514	421	2686	223.83	-157
		Roshchenko, Olena	197	226	207	196	266	178	1270	211.67	
		Kovalova, Daria	191	220	257	257	248	243	1416	236.00	
10.		SIN Singapore 2	493	432	413	435	493	420	2686	223.83	-157
		New, Hui Fen	234	234	210	233	244	205	1360	226.67	
		Tan, Jazreel	259	198	203	202	249	215	1326	221.00	
11.		KOR Korea 3	405	411	474	441	455	491	2677	223.08	-166
		Hwang, Yeonju	183	210	226	183	238	279	1319	219.83	
		Jung, Dawun	222	201	248	258	217	212	1358	226.33	
12.		KOR Korea 1	472	427	473	445	428	432	2677	223.08	-166
		Kim, Jinsun	233	203	236	183	220	205	1280	213.33	
		Baek, Seungja	239	224	237	262	208	227	1397	232.83	
13.		SWE Sweden 1	493	450	386	424	455	460	2668	222.33	-175
		Andersson, Ida	224	224	207	225	227	214	1321	220.17	
		Larsen, Rebecka	269	226	179	199	228	246	1347	224.50	
14.		MAS Malaysia 3	515	476	474	397	391	407	2660	221.67	-183
		Cheah, Esther	278	264	248	199	179	226	1394	232.33	















World Women Championships

Khalifa International Bowling Center, Zayed Sports City
Abu Dhabi, UAE
December 5 – 14, 2015

			Afifah, Syaidatul	237	212	226	198	212	181	1266	211.00	
15.		AUS	Australia 3	467	415	521	398	439	416	2656	221.33	-187
			Commene, Kaitlyn	247	190	236	200	243	215	1331	221.83	
			Whiting, Rebecca	220	225	285	198	196	201	1325	220.83	
16.		ENG	England 3	420	469	461	456	440	403	2649	220.75	-194
			Hopcroft, Danni	204	244	232	209	257	214	1360	226.67	
			John, Lisa	216	225	229	247	183	189	1289	214.83	
17.		VEN	Venezuela 2	547	413	394	462	384	436	2636	219.67	-207
			De Faria, Patricia	258	211	228	226	197	202	1322	220.33	
			Marcano, Karen	289	202	166	236	187	234	1314	219.00	
18.		VEN	Venezuela 1	372	353	432	546	511	408	2622	218.50	-221
			Gonzalez, Joan	187	180	216	277	300	182	1342	223.67	
			Marcano, Alicia	185	173	216	269	211	226	1280	213.33	
19.		USA	U.S.A. 2	493	431	437	423	393	442	2619	218.25	-224
			Pluhowsky, Shannon	237	185	225	189	180	220	1236	206.00	
			Johnson, Liz	256	246	212	234	213	222	1383	230.50	
20.		ENG	England 1	371	410	443	460	467	459	2610	217.50	-233
			Reay, Keira	191	196	259	246	204	223	1319	219.83	
			Allsebrook, Jo	180	214	184	214	263	236	1291	215.17	
21.		COL	Colombia 1	483	421	446	461	434	365	2610	217.50	-233
			Restrepo, Rocio	234	183	219	226	244	174	1280	213.33	
			Guerrero, Clara J.	249	238	227	235	190	191	1330	221.67	
22.		FIN	Finland 1	495	390	426	426	433	437	2607	217.25	-236
			Manninen, Heidi	269	188	215	227	170	201	1270	211.67	
			Pasanen, Sanna	226	202	211	199	263	236	1337	222.83	
23.		MEX	Mexico 2	483	417	427	438	421	400	2586	215.50	-257
			Gongora, Sandra	267	228	212	243	218	187	1355	225.83	
			Lomeli, Iliana	216	189	215	195	203	213	1231	205.17	
24.		SWE	Sweden 2	409	432	455	415	461	412	2584	215.33	-259
			Johansson, Victoria	206	257	238	181	235	155	1272	212.00	
			Wegner, Jenny	203	175	217	234	226	257	1312	218.67	
25.		GER	Germany 1	455	425	368	463	421	442	2574	214.50	-269
			Beuthner, Laura	278	200	214	205	227	258	1382	230.33	
			Luoto, Patricia	177	225	154	258	194	184	1192	198.67	
26.		AUS	Australia 1	400	383	431	445	424	483	2566	213.83	-277
			Pilkington, Kate	206	233	193	245	247	259	1383	230.50	
			Baker, Narelle	194	150	238	200	177	224	1183	197.17	
27.		PHI	Philippines 3	345	427	430	444	446	465	2557	213.08	-286
			Posadas, Lara	201	225	236	258	223	241	1384	230.67	
			Tabora, Krizziah	144	202	194	186	223	224	1173	195.50	
28.		MEX	Mexico 3	451	414	424	385	421	462	2557	213.08	-286
			Alvarez, Pamela	214	244	209	204	223	197	1291	215.17	
			Hernandez, Veronica	237	170	215	181	198	265	1266	211.00	
29.		CAN	Canada 3	449	438	384	468	380	424	2543	211.92	-300
















World Women Championships

Khalifa International Bowling Center, Zayed Sports City
Abu Dhabi, UAE
December 5 – 14, 2015

			Panas, Miranda	204	253	203	265	202	240	1367	227.83	
			Rioux, Isabelle	245	185	181	203	178	184	1176	196.00	
30.	 SIN	Singapore 1		410	412	406	397	481	425	2531	210.92	-312
			Yeo, Joey	206	208	204	209	265	192	1284	214.00	
			Tan, Daphne	204	204	202	188	216	233	1247	207.83	
31.	 INA	Indonesia 1		358	402	468	467	441	391	2527	210.58	-316
			Armein, Putty Insavilla	167	200	220	230	224	200	1241	206.83	
			Roumimper, Tannya	191	202	248	237	217	191	1286	214.33	
32.	 DEN	Denmark 2		482	412	425	425	410	355	2509	209.08	-334
			Wedel, Sascha	258	224	254	215	212	189	1352	225.33	
			Hansen, Christine	224	188	171	210	198	166	1157	192.83	
33.	 COL	Colombia 3		409	418	401	452	416	410	2506	208.83	-337
			Rico, Natalia	187	181	195	224	201	221	1209	201.50	
			Ramirez, Anggie	222	237	206	228	215	189	1297	216.17	
34.	 CAN	Canada 1		434	393	393	430	421	412	2483	206.92	-360
			Calberry, Valerie	244	213	215	225	200	215	1312	218.67	
			Orlikowski, Robin	190	180	178	205	221	197	1171	195.17	
35.	 PHI	Philippines 2		433	394	407	455	412	375	2476	206.33	-367
			Hernandez, Bea	227	195	186	247	215	196	1266	211.00	
			Coronacion, Dyan	206	199	221	208	197	179	1210	201.67	
36.	 AUS	Australia 2		414	400	446	403	395	412	2470	205.83	-373
			Voukolos, Rebecca	213	202	209	195	183	168	1170	195.00	
			Buxton, Dena	201	198	237	208	212	244	1300	216.67	
37.	 PHI	Philippines 1		439	403	432	398	426	370	2468	205.67	-375
			Del Rosario, Liza	214	187	212	184	227	205	1229	204.83	
			Clutario, Liza	225	216	220	214	199	165	1239	206.50	
38.	 VEN	Venezuela 3		357	395	445	463	370	420	2450	204.17	-393
			Alvarez, Esther	168	182	201	206	225	249	1231	205.17	
			Diaz, Eny	189	213	244	257	145	171	1219	203.17	
39.	 USA	U.S.A. 3		346	373	448	430	428	422	2447	203.92	-396
			O'Keefe, Shannon	183	172	213	215	215	214	1212	202.00	
			Johnson, Stefanie	163	201	235	215	213	208	1235	205.83	
40.	 COL	Colombia 2		447	419	354	370	444	379	2413	201.08	-430
			Ruiz, Andrea	190	209	195	183	257	203	1237	206.17	
			Rodriguez, Maria J.	257	210	159	187	187	176	1176	196.00	
41.	 TPE	Taipei Chinese 1		392	418	388	408	448	349	2403	200.25	-440
			Su, Shu-Wen	180	212	168	224	226	191	1201	200.17	
			Pan, Yu-Fen	212	206	220	184	222	158	1202	200.33	
42.	 CAN	Canada 2		403	384	407	377	395	434	2400	200.00	-443
			Wong, Felicia	215	189	194	205	224	209	1236	206.00	
			Gauthier, Lynne	188	195	213	172	171	225	1164	194.00	
43.	 INA	Indonesia 3		424	396	393	391	398	394	2396	199.67	-447
			Limasantoso, Sharon Adelina	224	201	209	203	213	225	1275	212.50	
			Larasati, Alisha Nabila	200	195	184	188	185	169	1121	186.83	













World Women Championships

Khalifa International Bowling Center, Zayed Sports City
Abu Dhabi, UAE
December 5 – 14, 2015



44.		MEX	Mexico 1	386 323 397 403 465 417 2391	199.25	-452
			Zetter, Aseret	150 169 218 158 231 183 1109	184.83	
			Robles, Lilia	236 154 179 245 234 234 1282	213.67	
45.		TPE	Taipei Chinese 2	352 445 350 369 400 448 2364	197.00	-479
			Chou, Chia-Chen	175 243 168 200 194 240 1220	203.33	
			Tsai, Hsin-Yi	177 202 182 169 206 208 1144	190.67	
46.		GER	Germany 3	420 398 397 392 406 349 2362	196.83	-481
			Schütz, Martina	236 243 204 189 194 180 1246	207.67	
			Kabowski, Lisa	184 155 193 203 212 169 1116	186.00	
47.		CHN	China 1	387 355 399 344 454 411 2350	195.83	-493
			Li, Qing	183 171 193 173 248 226 1194	199.00	
			Wu, Sugjin	204 184 206 171 206 185 1156	192.67	
48.		HKG	Hong Kong, China 3	349 403 438 389 379 360 2318	193.17	-525
			Joan, Cheng	164 203 214 202 177 179 1139	189.83	
			Milki, Ng	185 200 224 187 202 181 1179	196.50	
49.		ENG	England 2	408 399 332 382 396 386 2303	191.92	-540
			Allen, Emily	203 222 157 186 172 176 1116	186.00	
			Maciver, Katrina	205 177 175 196 224 210 1187	197.83	
50.		INA	Indonesia 2	316 368 374 333 478 398 2267	188.92	-576
			Indryati, Aldila	152 176 202 146 255 182 1113	185.50	
			Nuramalina, Nadia Pramanik	164 192 172 187 223 216 1154	192.33	
51.		ESP	Spain 3	378 363 376 384 402 361 2264	188.67	-579
			Mas, Cristina	193 160 194 201 210 190 1148	191.33	
			Esteban, Virginia	185 203 182 183 192 171 1116	186.00	
52.		HKG	Hong Kong, China 2	379 351 389 384 366 388 2257	188.08	-586
			Chloe, Lee	186 149 153 201 168 204 1061	176.83	
			Chan, Shuk Han	193 202 236 183 198 184 1196	199.33	
53.		UKR	Ukraine 3	379 352 354 388 347 428 2248	187.33	-595
			Tupitska, Iryna	212 164 177 202 186 225 1166	194.33	
			Shcherbinina, Natalia	167 188 177 186 161 203 1082	180.33	
54.		CHN	China 3	420 358 295 393 389 382 2237	186.42	-606
			Kong, Min	205 171 159 187 196 191 1109	184.83	
			Peng, Rui	215 187 136 206 193 191 1128	188.00	
55.		HKG	Hong Kong, China 1	346 399 413 386 357 306 2207	183.92	-636
			Zoe, Tam	188 172 187 180 186 147 1060	176.67	
			Yip, Joey	158 227 226 206 171 159 1147	191.17	
56.		ISL	Iceland 2	333 341 377 409 412 329 2201	183.42	-642
			Thorisdottir, Dagny E	172 180 195 192 199 175 1113	185.50	
			Petursdottir, Astros	161 161 182 217 213 154 1088	181.33	
57.		TPE	Taipei Chinese 3	349 393 380 399 368 308 2197	183.08	-646
			Li, Shiau-Ping	182 222 179 192 183 153 1111	185.17	
			Lin, I-Heng	167 171 201 207 185 155 1086	181.00	
58.		UKR	Ukraine 1	342 306 344 396 308 439 2135	177.92	-708
			Raizman, Natalia	189 167 148 202 167 247 1120	186.67	


World Women Championships

Khalifa International Bowling Center, Zayed Sports City
Abu Dhabi, UAE
December 5 – 14, 2015

			Kononenko, Liliia	153	139	196	194	141	192	1015	169.17	
59.		ESP	Spain 1	337	329	371	306	449	339	2131	177.58	-712
			Mendicoa, Keyla	168	177	178	129	268	164	1084	180.67	
			Garcia, Vanesa	169	152	193	177	181	175	1047	174.50	
60.		UAE	UAE 3	347	387	370	324	347	347	2122	176.83	-721
			Al Hammadi, Hind	164	161	165	152	165	168	975	162.50	
			Abu Qube, Kholoud	183	226	205	172	182	179	1147	191.17	
61.		CHN	China 2	373	393	325	337	339	327	2094	174.50	-749
			Wang, Han	181	158	172	159	180	182	1032	172.00	
			Yuan, Yue	192	235	153	178	159	145	1062	177.00	
62.		IRI	Iran 2	336	354	365	384	297	324	2060	171.67	-783
			Vanaki, Maryam	155	176	168	214	138	156	1007	167.83	
			Ataei, Sara	181	178	197	170	159	168	1053	175.50	
63.		UAE	UAE 1	348	381	293	313	327	344	2006	167.17	-837
			Thabet, Sara	179	198	134	154	143	137	945	157.50	
			Al Sharqi, Rahma	169	183	159	159	184	207	1061	176.83	
64.		ESP	Spain 2	344	301	312	314	313	397	1981	165.08	-862
			Jiménez, Mónica	184	171	169	184	131	196	1035	172.50	
			Del Olmo, Sara	160	130	143	130	182	201	946	157.67	
65.		UAE	UAE 2	296	332	335	344	315	349	1971	164.25	-872
			Al Mulla, Sarah	156	157	167	197	166	197	1040	173.33	
			Al Hammadi, Zainab	140	175	168	147	149	152	931	155.17	
66.		PAN	Panama 1	312	294	281	371	348	353	1959	163.25	-884
			Abood, Lizzette	166	131	148	178	162	156	941	156.83	
			Lancini, Tilcia	146	163	133	193	186	197	1018	169.67	
67.		ISL	Iceland 3	367	351	302	269	297	371	1957	163.08	-886
			Gunnarsdottir, Gudny	156	181	120	120	153	179	909	151.50	
			Magnusdottir, Linda H	211	170	182	149	144	192	1048	174.67	
68.		ISL	Iceland 1	292	346	358	317	337	298	1948	162.33	-895
			Jonasdottir, Hafdis P	161	191	181	145	158	172	1008	168.00	
			Bragadottir, Katrin F	131	155	177	172	179	126	940	156.67	
69.		BAH	Bahamas 1	299	331	295	326	333	292	1876	156.33	-967
			Hoyte, Janice	158	147	172	193	184	146	1000	166.67	
			McClain, Marina	141	184	123	133	149	146	876	146.00	
70.		IRI	Iran 1	234	300	276	275	309	283	1677	139.75	-1166
			Moradi, Arina	139	176	145	144	159	172	935	155.83	
			Naami, Khadijeh	95	124	131	131	150	111	742	123.67	

Players from make up teams



Country	Player	G1	G2	G3	G4	G5	G6	Total	Avg
	Harts, Paula	136	131	154	141	129	134	825	137.50
	Stampe, Maria	200	204	199	198	151	196	1148	191.33
	Guerra, Aumi	248	225	205	266	184	233	1361	226.83
	Hiltunen, Eliisa	198	212	203	207	187	204	1211	201.83
	Zavjalova, Diana	179	247	202	244	255	214	1341	223.50



World Women Championships

Khalifa International Bowling Center, Zayed Sports City
Abu Dhabi, UAE
December 5 – 14, 2015



 POL	<u>Rynqwelska, Iga</u>	155	163	175	168	155	141	957	159.50
 SVK	<u>Sramkova, Kristina</u>	163	173	211	168	206	133	1054	175.67