



Trios Women Final

Lane pattern category: Short
Average score: 214.83

Lane pattern: WTBA Los Angeles 36 feet
Average score per game:G1 214.83

Place	Country	Team	Player	G1	Total	Avg	Diff
1.		Korea 2	Son, Hyerin	237	237	237.00	
			Kim, Jinsun	203	203	203.00	
			Baek, Seungja	255	255	255.00	
				695	695	231.67	0
2.		Singapore 2	Tan, Cherie	180	180	180.00	
			Ng, Shayna	221	221	221.00	
			New, Hui Fen	193	193	193.00	
				594	594	198.00	-101

Trios Women Semi Final 1

Lane pattern category: Short
Average score: 208.83


Lane pattern: WTBA Los Angeles 36 feet
Average score per game:G1 208.83

Place	Country	Team	Player	G1	Total	Avg	Diff
1.		Korea 2	Son, Hyerin	248	248	248.00	
			Kim, Jinsun	199	199	199.00	
			Baek, Seungja	180	180	180.00	
				627	627	209.00	0
2.		U.S.A. 1	Pluhowsky, Shannon	196	196	196.00	
			Kulick, Kelly	215	215	215.00	
			Johnson, Liz	215	215	215.00	
				626	626	208.67	-1

Trios Women Semi Final 2










Lane pattern category: Short
Average score: 198.67

Lane pattern: WTBA Los Angeles 36 feet
Average score per game:G1 198.67

Place	Country	Team	Player	G1	Total	Avg	Diff
1.		Singapore 2	Tan, Cherie	183	183	183.00	
			Ng, Shayna	195	195	195.00	
			New, Hui Fen	247	247	247.00	
				625	625	208.33	0
2.		England 2	Hopcroft, Danni	200	200	200.00	
			Allsebrook, Jo	188	188	188.00	
			John, Lisa	179	179	179.00	
				567	567	189.00	-58










Qualification Results for Trios - Women

Results for Trios

Place	Country	Team	G1	G2	G3	G4	G5	G6	Total	Avg	Diff
1.	 KOR	Korea 2 Son, Hyerin Kim, Jinsun Baek, Seungja	621	735	723	746	591	700	4116	228.67	0
			193	289	236	255	164	238	1375	229.17	
			214	236	249	234	212	212	1357	226.17	
			214	210	238	257	215	250	1384	230.67	
2.	 SIN	Singapore 2 Tan, Cherie Ng, Shayna New, Hui Fen	641	683	737	635	708	676	4080	226.67	-36
			207	258	244	204	268	200	1381	230.17	
			244	183	279	225	233	251	1415	235.83	
			190	242	214	206	207	225	1284	214.00	
3.	 ENG	England 2 Hopcroft, Danni Allsebrook, Jo John, Lisa	659	680	638	676	723	680	4056	225.33	-60
			245	200	178	206	231	193	1253	208.83	
			247	235	225	223	246	220	1396	232.67	
			167	245	235	247	246	267	1407	234.50	
4.	 USA	U.S.A. 1 Pluhowsky, Shannon Kulick, Kelly Johnson, Liz	634	664	740	769	601	631	4039	224.39	-77
			192	225	256	247	203	225	1348	224.67	
			204	224	215	244	191	197	1275	212.50	
			238	215	269	278	207	209	1416	236.00	
5.	 SIN	Singapore 1 Tan, Daphne Yeo, Joey Tan, Jazreel	685	713	590	673	714	659	4034	224.11	-82
			248	235	181	214	214	242	1334	222.33	
			217	279	203	246	254	226	1425	237.50	
			220	199	206	213	246	191	1275	212.50	
6.	 SWE	Sweden 2 Persson Planefors, Joline Wegner, Jenny Flack, Nina	626	715	662	674	657	664	3998	222.11	-118
			188	246	214	238	195	183	1264	210.67	
			191	236	235	222	237	244	1365	227.50	
			247	233	213	214	225	237	1369	228.17	
7.	 SWE	Sweden 1 Larsen, Rebecka Andersson, Ida Johansson, Victoria	695	663	684	602	616	727	3987	221.50	-129
			268	194	205	211	213	269	1360	226.67	
			211	246	279	192	188	233	1349	224.83	
			216	223	200	199	215	225	1278	213.00	
8.	 INA	Indonesia 1 Armein, Putty Insavilla Limasantoso, Sharon Adelina Roumimper, Tannya	577	637	692	703	642	686	3937	218.72	-179
			189	230	222	251	208	227	1327	221.17	
			177	196	230	226	226	212	1267	211.17	
			211	211	240	226	208	247	1343	223.83	
9.	 USA	U.S.A. 2 McEwan, Danielle O'Keefe, Shannon Johnson, Stefanie	621	665	666	655	655	621	3883	215.72	-233
			268	258	191	215	227	208	1367	227.83	
			154	203	185	244	238	191	1215	202.50	
			199	204	290	196	190	222	1301	216.83	

World Women Championships

Khalifa International Bowling Center, Zayed Sports City
Abu Dhabi, UAE
December 5 – 14, 2015

10.		CAN	Canada 1	583 608 780 608 650 653	3882	215.67	-234
			Gauthier, Lynne	153 181 276 199 209 257	1275	212.50	
			Rioux, Isabelle	243 235 258 216 229 214	1395	232.50	
			Orlikowski, Robin	187 192 246 193 212 182	1212	202.00	
11.		AUS	Australia 2	535 689 671 670 606 686	3857	214.28	-259
			Buxton, Dena	144 176 169 248 213 269	1219	203.17	
			Commane, Kaitlyn	187 235 203 181 181 204	1191	198.50	
			Whiting, Rebecca	204 278 299 241 212 213	1447	241.17	
12.		DEN	Denmark 1	682 641 672 582 643 629	3849	213.83	-267
			Wedel, Sascha	244 213 223 173 207 236	1296	216.00	
			Jensen, Mai Ginge	237 224 224 213 223 209	1330	221.67	
			Brøndsted, Britt	201 204 225 196 213 184	1223	203.83	
13.		KOR	Korea 1	584 652 700 687 591 616	3830	212.78	-286
			Jeon, Eunhee	224 237 216 234 205 204	1320	220.00	
			Hwang, Yeonju	178 201 256 199 212 216	1262	210.33	
			Jung, Dawun	182 214 228 254 174 196	1248	208.00	
14.		GER	Germany 2	534 760 667 638 562 628	3789	210.50	-327
			Luoto, Patricia	157 246 206 185 174 231	1199	199.83	
			Beuthner, Laura	192 237 246 217 195 172	1259	209.83	
			Pöppler, Birgit	185 277 215 236 193 225	1331	221.83	
15.		FIN	Finland 1	644 683 627 647 592 577	3770	209.44	-346
			Hiltunen, Eliisa	196 245 186 233 167 216	1243	207.17	
			Manninen, Heidi	243 180 215 192 212 157	1199	199.83	
			Pasanen, Sanna	205 258 226 222 213 204	1328	221.33	
16.		GER	Germany 1	621 575 664 594 667 639	3760	208.89	-356
			Kabowski, Lisa	217 173 221 211 202 185	1209	201.50	
			Schütz, Martina	167 188 226 192 232 227	1232	205.33	
			Geissler, Nadine	237 214 217 191 233 227	1319	219.83	
17.		PHI	Philippines 1	636 689 666 656 531 549	3727	207.06	-389
			Posadas, Lara	191 208 232 227 168 198	1224	204.00	
			Hernandez, Bea	222 255 165 216 190 159	1207	201.17	
			Coronacion, Dyan	223 226 269 213 173 192	1296	216.00	
18.		MAS	Malaysia 2	664 666 583 543 632 631	3719	206.61	-397
			Cheah, Esther	257 203 209 171 194 200	1234	205.67	
			Afifah, Syaidatul	215 234 185 203 205 215	1257	209.50	
			Sin, Li Jane	192 229 189 169 233 216	1228	204.67	
19.		CAN	Canada 2	600 686 594 595 604 624	3703	205.72	-413
			Wong, Felicia	161 225 172 243 195 208	1204	200.67	
			Panas, Miranda	232 247 234 170 195 227	1305	217.50	
			Calberry, Valerie	207 214 188 182 214 189	1194	199.00	






World Women Championships








Khalifa International Bowling Center, Zayed Sports City
Abu Dhabi, UAE
December 5 – 14, 2015

20.		COL	Colombia 1	687 700 594 578 528 582	3669	203.83	-447
			Ramirez, Anqqie	247 234 228 190 168 152	1219	203.17	
			Restrepo, Rocio	216 219 158 182 173 235	1183	197.17	
			Guerrero, Clara J.	224 247 208 206 187 195	1267	211.17	
21.		MAS	Malaysia 1	695 541 678 550 656 536	3656	203.11	-460
			Roslan, Natasha	225 191 223 189 206 189	1223	203.83	
			Chin, Victoria	236 177 220 164 233 165	1195	199.17	
			Koh, Sharon	234 173 235 197 217 182	1238	206.33	
22.		VEN	Venezuela 1	593 610 626 633 609 568	3639	202.17	-477
			De Faria, Patricia	222 206 197 222 192 180	1219	203.17	
			Gonzalez, Joan	207 182 195 186 201 189	1160	193.33	
			Diaz, Eny	164 222 234 225 216 199	1260	210.00	
23.		TPE	Taipei Chinese 2	568 592 585 580 680 625	3630	201.67	-486
			Chou, Chia-Chen	184 205 202 182 214 194	1181	196.83	
			Su, Shu-Wen	205 161 189 201 258 214	1228	204.67	
			Pan, Yu-Fen	179 226 194 197 208 217	1221	203.50	
24.		VEN	Venezuela 2	569 661 598 626 560 577	3591	199.50	-525
			Alvarez, Esther	200 188 202 227 206 183	1206	201.00	
			Marcano, Karen	194 246 216 208 202 194	1260	210.00	
			Marcano, Alicia	175 227 180 191 152 200	1125	187.50	
25.		AUS	Australia 1	630 560 595 587 682 521	3575	198.61	-541
			Voukolos, Rebecca	259 161 196 237 247 195	1295	215.83	
			Baker, Narelle	186 226 184 178 234 159	1167	194.50	
			Pilkington, Kate	185 173 215 172 201 167	1113	185.50	
26.		MEX	Mexico 1	590 606 624 604 551 584	3559	197.72	-557
			Zetter, Aseret	248 234 225 245 193 211	1356	226.00	
			Alvarez, Pamela	172 169 227 146 157 179	1050	175.00	
			Hernandez, Veronica	170 203 172 213 201 194	1153	192.17	
27.		COL	Colombia 2	582 580 702 594 529 569	3556	197.56	-560
			Ruiz, Andrea	199 181 231 213 166 201	1191	198.50	
			Rico, Natalia	169 186 206 202 167 185	1115	185.83	
			Rodriguez, Maria J.	214 213 265 179 196 183	1250	208.33	
28.		MEX	Mexico 2	518 611 574 614 606 622	3545	196.94	-571
			Gongora, Sandra	156 204 200 219 181 228	1188	198.00	
			Robles, Lilia	193 207 202 186 222 192	1202	200.33	
			Lomeli, Iliana	169 200 172 209 203 202	1155	192.50	
29.		ENG	England 1	566 630 554 597 597 595	3539	196.61	-577
			Maciver, Katrina	181 170 192 218 221 157	1139	189.83	
			Allen, Emily	181 181 136 172 171 213	1054	175.67	
			Reay, Keira	204 279 226 207 205 225	1346	224.33	

World Women Championships

Khalifa International Bowling Center, Zayed Sports City
Abu Dhabi, UAE
December 5 – 14, 2015

30.		TPE	Taipei Chinese 1	614 545 639 569 566 596	3529	196.06	-587
			Tsai, Hsin-Yi	199 200 214 192 187 171	1163	193.83	
			Lin, I-Heng	192 171 201 204 176 203	1147	191.17	
			Li, Shiau-Ping	223 174 224 173 203 222	1219	203.17	
31.		HKG	Hong Kong, China 1	584 585 654 549 632 520	3524	195.78	-592
			Zoe, Tam	215 196 222 176 194 171	1174	195.67	
			Chloe, Lee	124 164 153 172 180 159	952	158.67	
			Yip, Joey	245 225 279 201 258 190	1398	233.00	
32.		INA	Indonesia 2	551 648 590 582 606 530	3507	194.83	-609
			Nuramalina, Nadia Pramanik	150 215 178 190 195 177	1105	184.17	
			Indryati, Aldila	190 235 221 181 223 165	1215	202.50	
			Larasati, Alisha Nabila	211 198 191 211 188 188	1187	197.83	
33.		CHN	China 1	583 520 511 571 678 526	3389	188.28	-727
			Li, Qing	179 131 165 200 257 181	1113	185.50	
			Kong, Min	193 177 166 177 245 157	1115	185.83	
			Peng, Rui	211 212 180 194 176 188	1161	193.50	
34.		UKR	Ukraine 1	481 587 613 524 601 569	3375	187.50	-741
			Roshchenko, Olena	162 203 163 205 247 189	1169	194.83	
			Kovalova, Daria	168 235 267 148 196 184	1198	199.67	
			Raizman, Natalia	151 149 183 171 158 196	1008	168.00	
35.		PHI	Philippines 2	537 513 626 575 549 574	3374	187.44	-742
			Del Rosario, Liza	194 185 195 180 171 170	1095	182.50	
			Tabora, Krizziah	142 147 216 226 197 190	1118	186.33	
			Clutario, Liza	201 181 215 169 181 214	1161	193.50	
36.		HKG	Hong Kong, China 2	523 611 602 557 489 482	3264	181.33	-852
			Joan, Cheng	188 244 190 188 140 166	1116	186.00	
			Milki, Ng	170 184 217 205 178 144	1098	183.00	
			Chan, Shuk Han	165 183 195 164 171 172	1050	175.00	
37.		UAE	UAE 2	460 563 509 556 637 535	3260	181.11	-856
			Al Hammadi, Hind	144 220 175 177 199 203	1118	186.33	
			Al Hammadi, Zainab	126 148 147 184 192 154	951	158.50	
			Abu Qube, Kholoud	190 195 187 195 246 178	1191	198.50	
38.		ESP	Spain 2	478 514 525 630 526 580	3253	180.72	-863
			Mas, Cristina	128 174 181 225 200 216	1124	187.33	
			Esteban, Virginia	206 190 183 243 186 179	1187	197.83	
			Jiménez, Mónica	144 150 161 162 140 185	942	157.00	
39.		UKR	Ukraine 2	498 556 516 528 629 502	3229	179.39	-887
			Tupitska, Iryna	175 202 157 212 202 153	1101	183.50	
			Shcherbinina, Natalia	151 146 181 168 215 184	1045	174.17	
			Kononenko, Liliia	172 208 178 148 212 165	1083	180.50	

40.		ISL	Iceland 1	486 517 572 474 528 533 3110	172.78	-1006
			Petursdottir, Astros	150 184 227 139 142 173 1015	169.17	
			Jonasdottir, Hafdis P	174 155 161 149 180 186 1005	167.50	
			Thorisdottir, Dagny E	162 178 184 186 206 174 1090	181.67	
41.		ESP	Spain 1	477 473 609 535 560 427 3081	171.17	-1035
			Del Olmo, Sara	160 163 236 163 182 149 1053	175.50	
			Mendicoa, Keyla	160 160 216 227 193 159 1115	185.83	
			Garcia, Vanesa	157 150 157 145 185 119 913	152.17	
42.		CHN	China 2	499 560 449 512 560 492 3072	170.67	-1044
			Wang, Han	142 170 144 191 202 145 994	165.67	
			Yuan, Yue	209 179 140 172 154 167 1021	170.17	
			Wu, Suqin	148 211 165 149 204 180 1057	176.17	
43.		ISL	Iceland 2	510 462 431 478 477 516 2874	159.67	-1242
			Gunnarsdottir, Gudny	179 134 131 169 127 154 894	149.00	
			Magnusdottir, Linda H	179 155 141 163 191 211 1040	173.33	
			Bragadottir, Katrin F	152 173 159 146 159 151 940	156.67	
44.		IRI	Iran 1	464 520 455 504 428 476 2847	158.17	-1269
			Vanaki, Maryam	140 214 146 138 157 175 970	161.67	
			Ataei, Sara	183 182 183 223 134 148 1053	175.50	
			Moradi, Arina	141 124 126 143 137 153 824	137.33	
45.		BAH	Bahamas 1	482 426 463 459 483 398 2711	150.61	-1405
			Hoyte, Janice	172 137 133 155 162 157 916	152.67	
			Harts, Paula	131 107 147 126 157 136 804	134.00	
			McClain, Marina	179 182 183 178 164 105 991	165.17	
46.		UAE	UAE 1	459 451 413 381 452 511 2667	148.17	-1449
			Al Mulla, Sarah	143 140 146 127 171 181 908	151.33	
			Thabet, Sarah	136 133 136 128 154 157 844	140.67	
			Al Sharqi, Rahma	180 178 131 126 127 173 915	152.50	

Players from make up teams

Country	Player	G1	G2	G3	G4	G5	G6	Total	Avg
	DEN Hansen, Christine	235	235	201	206	227	187	1291	215.17
	DEN Stampe, Maria	229	181	180	153	198	178	1119	186.50
	DOM Guerra, Aumi	246	221	187	171	204	187	1216	202.67
	IRI Naami, Khadijeh	158	123	147	115	154	120	817	136.17
	LAT Zavjalova, Diana	214	268	236	219	203	213	1353	225.50
	PAN Abood, Lizzette	165	150	107	169	165	191	947	157.83
	PAN Lancini, Tilcia	149	149	159	177	179	172	985	164.17
	POL Rynqwelska, Iga	141	135	161	107	139	181	864	144.00
	SVK Sramkova, Kristina	160	215	195	195	171	167	1103	183.83



World Women Championships
Khalifa International Bowling Center, Zayed Sports City
Abu Dhabi, UAE
December 5 – 14, 2015

